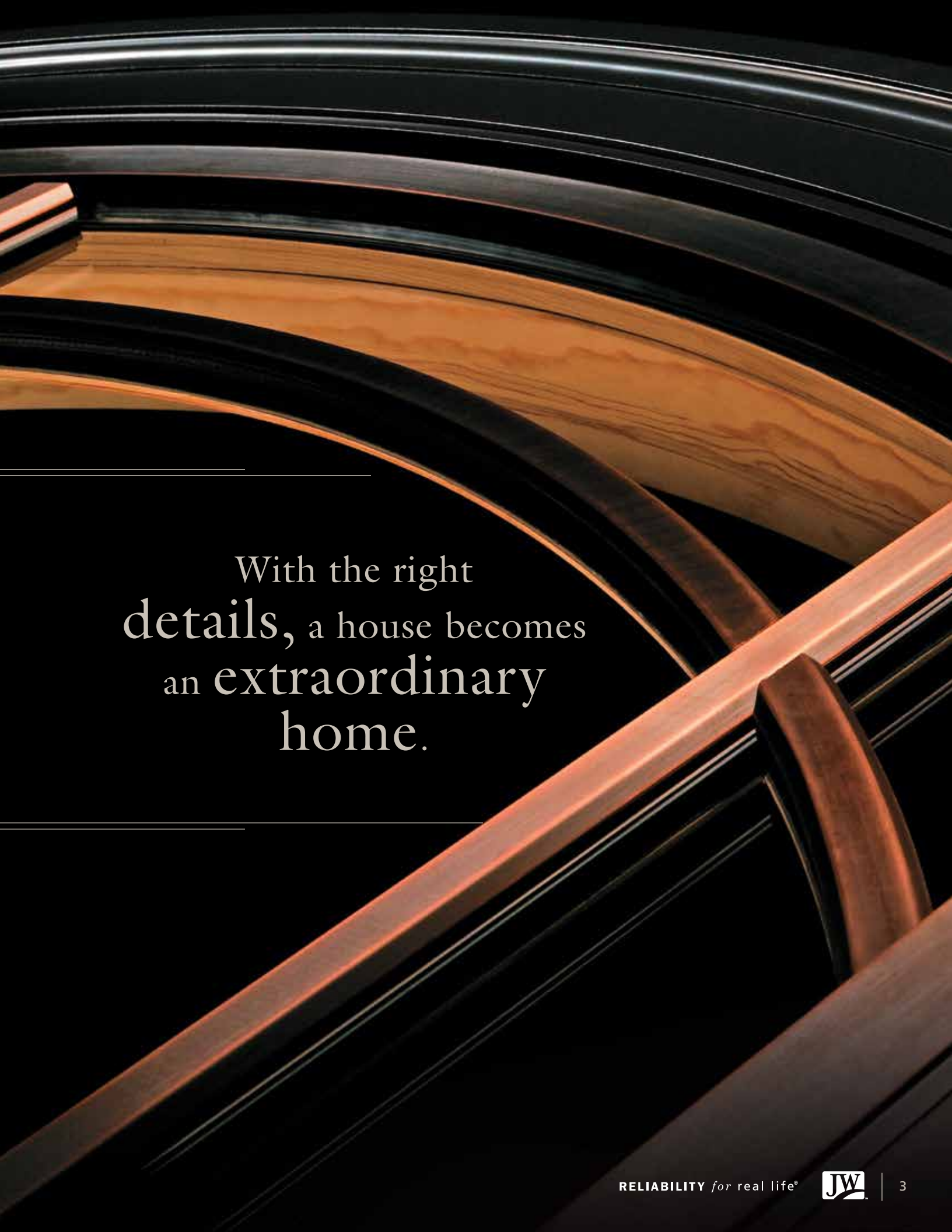






When you want windows and doors that offer extraordinary artistry and consistent reliability, select JELD-WEN® Custom windows and doors. Each one is sure to enhance the luxury of your home.

*JELD-WEN*



With the right  
details, a house becomes  
an extraordinary  
home.




## TABLE OF CONTENTS

AuraLast® Wood	6
Supporting Sustainability	8
Window & Patio Door Choices	10
Interior & Exterior Options	12
Wood Species	14
Surface Textures Details	16
Clad Color Choices	18
Copper Cladding	24
Divided Lites	26
Decorative Grilles Between Glass	28
Glass Options	32
Screens	40
Hardware	42
Windows	46
Casement Windows	48
Double-Hung Windows	54
Tilt & Turn	58
Awning Windows	60
Sliding Windows	62
Fixed, Radius and Geometric Windows	64
Doors	66
Folding & Multi-Slide Patio Doors	69
Swinging Patio Doors	70
Sliding Patio Doors	74
Sidelights and Transoms	78
Clad Entry Door Systems	82
Warranty	88
About JELD-WEN	91









# AURALAST—THE WORRY-FREE WOOD®

---

Protects against Termites, Wood Rot and Water Saturation





### Reliability

Only JELD-WEN makes window and door products with natural pine AuraLast® Wood.

### Surface to Core Protection

AuraLast Wood provides virtually 100% penetration of the protective ingredients while other manufacturers use submersion/dip-treatment methods which only protect the outer surface of the wood.

### Protects Against Termites

Harmful termites will eat through unprotected wood—not so with AuraLast Wood.

### Protects Against Wood Rot

AuraLast Wood window and door products maintain their structural integrity even in the harshest weather and toughest climates.

### Protects Against Water Saturation

AuraLast Wood offers superior resistance to water saturation, which protects against swelling that causes windows and doors to stick.

### Working with AuraLast Wood is Easy

Nail and screw holes and trimming and sanding will not compromise the shield of AuraLast protection.

Visit [jeld-wen.com/auralast](http://jeld-wen.com/auralast) for more information



**WORRY**



**WORRY  
FREE**









# Supporting responsible forestry



At JELD-WEN, environmental stewardship is nothing new. With origins rooted in wood product manufacturing, our legacy has been to make windows, doors and components in a manner consistent with efficient use of what nature provides. In effect, we've always strived to make stiles and sash, not sawdust.

To us, minimizing waste has always made good ecological and business sense. Our mission is to develop high performance, high-value products that satisfy our customers' needs, while also caring for our communities by seeking ways to reduce our impact on the environment.



Only JELD-WEN makes window and door products with natural pine AuraLast—The Worry-Free Wood®.



AuraLast® Wood releases 96% fewer volatile organic compounds (VOCs) during the manufacturing process than traditional submersion treatment methods used by other manufacturers.


AuraLast is manufactured with a water-based solution that is safer to handle compared to much harsher, solvent-based treatments.

Best of all, it comes with superior protection against water saturation and our reliable 20-year warranty against termites and wood rot.


Environmental stewardship is a journey, and our on-going efforts will remain directed toward continual improvement of our products, processes and culture.

We do this not because it's popular.

We do it because it's the right thing to do.







# Window and patio door choices

---

Our Custom windows and doors come in a variety of designs, including those you create yourself. The following pages contain choices to inspire.



The only  
limitation  
is your  
imagination.


# INTERIOR OPTIONS



## INTERIOR WOOD OPTIONS

(Custom wood species also available)

Full list on page 15



## STANDARD PREFINISHED INTERIORS - Custom options available

- |                    |                  |              |
|--------------------|------------------|--------------|
| 1. Primed          | 5. Clear Lacquer | 8. Fruitwood |
| 2. Brilliant White | 6. Wheat         | 9. Cordovan  |
| 3. Ivory           | 7. Cider         | 10. Walnut   |
| 4. Desert Sand     |                  |              |

Colors shown may not match final finish.

## SURFACE TEXTURING AND ANTIQUING AVAILABLE

See Pages 16-17 for details



## INTERIOR TRIM



WM316

WM346

WM356

WM366

WM445

# EXTERIOR OPTIONS



**EXTERIOR WOOD OPTIONS**  
Full list on page 15

## WOOD EXTERIOR TRIM



Adams



Flat



Brickmould



Backband




Pendleton



Heritage

## ALUMINUM EXTERIOR TRIM



Adams




Flat




Brickmould



Manchester



Pendleton



**41 EXTERIOR CLAD COLORS**  
(CUSTOM COLOR MATCH AVAILABLE)  
WITH 70% KYNAR 500® FINISH

Full list on pages 18-23

## 3 COPPER CLAD



Bright Copper



Speckled  
Patina Copper



Hand-Rubbed  
Patina Copper





Beautiful, rich and durable.  
The look and feel  
of natural wood.


# WOOD SPECIES AVAILABILITY

## I Interior Wood Species

## E Exterior Wood Species

### Primed AuraLast® Pine

E



Our primed windows and doors are light gray in color and are ready to paint.

### Mahogany

I E



Mahogany is a highly dense, long-lasting hardwood with deep, rich-looking grain and a natural elegance. It accepts stain well.

### AuraLast® Pine

I E



Pine is harvested from plantation forests. Pine is a softwood with distinct grain patterns and color variations. The wood will darken and yellow with age, adding character and charm.

### Oak

I



Oak is a hardwood known for its dramatically pronounced grain pattern, which varies from a tight, vertical grain to a beautifully arched pattern. The wood may also feature pin knots and mineral streaks. Oak accepts stain very well.

### Knotty Alder

I



The texture of this hardwood is smooth with a straight, even grain and knots that create beautiful swirl patterns. This wood is slightly softer and lighter than other hardwoods and the wood color ranges from tan to a pale pinkish brown.

The knots are brown to black and vary in size, shape and color. This species stains and finishes well to enhance its natural grain.

### Walnut

I



This wood species is traditionally used for fine furniture, gunstocks and boatbuilding; its durability makes it ideal for our windows as well. The color varies from a rich, dark brown to black with purple undertones. Walnut

features attractive blonde sapwood streaks within the darker tones, and it generally has a straight grain with occasional waves or curls.

### Vertical-Grain Douglas Fir

I E



The texture of this hardwood is smooth with a straight, even grain. This wood is slightly softer and lighter than other hardwoods.

### Cherry

I



This is a strong wood species with a smooth texture and a fine, straight and close grain. It may feature thin gum pockets, small clusters of pin knots and random blonde-colored streaks. Cherry stains easily and smoothly, and it will darken slightly with age.

### Reclaimed Douglas Fir

I E



Reclaimed wood is recovered from old barns, houses, fences and factories. The naturally weathered appearance and texture of reclaimed lumber gives every room a classic look of its own.

### Custom Species

I



We also offer many other types of wood species. Check with your sales associate to see what exotic species we can offer to fulfill your project design needs.



SUSTAINABLE  
FORESTRY  
INITIATIVE

FSC® certified or SFI certified wood available.

See your JELD-WEN dealer for details.

RELIABILITY for real life®









## SURFACE TEXTURE DETAILS



### CHISELED

We use chisels and other tools to achieve an aged look by applying random dents and dings, also called character marks.




### HAND HEWN

This texture adds the look of weather-worn waves to the wood and is our least pronounced texture. To create it, we plane channels of various sizes into the smooth wood surface. It is then hand-sanded for an appealing transition between the surfaces.



### WORMHOLES

Along with character marks, we can simulate wormholes for an authentic old world charm.



### WIRE BRUSHED

Windows and doors with this texture feature a charming, uneven and rough appearance. We achieve this by running the wood through a wire brushing wheel that grooves the wood for a raised-grain appearance.



### ANTIQUING

This look is achieved through a multi-step process beginning with a base stain for overall color. Next, depending on base color, a dark brown or black stain is applied between the mouldings, panels and character marks, which highlights these areas.

All of our wood species are available with unique surface textures that allow you to create one-of-a-kind windows and doors with weather-worn, rustic appeal. Mix and match any of our surface textures for a custom distressed look.

### LIGHT DISTRESSING

Distress marks only, no wormholes or hand hewing

Distress marks —



### MEDIUM DISTRESSING

Hand hewing, wormholes and distress marks

Wormholes —

Hand hewing —

Distress marks —







Attention to every detail. Accents that reflect your personality. These are qualities inherent to all things custom. JELD-WEN® Custom windows and doors are no exception.

With our color matching capabilities we are able to make crafted pieces of art that reflect you. So let us match up a paint chip, a photograph, or a favorite work of art to bring your dream color to light.

The only  
question is...


...What inspires your  
color palette?






# 41 STANDARD COLORS OR CHOOSE YOUR OWN

CUSTOM COLOR INSPIRED BY TUSCAN VILLA



Standard Colors



Brilliant White



Bone White

White

French Vanilla

Cambridge White

CUSTOM COLOR INSPIRED BY MIDWESTERN PRAIRIE



Standard Colors



Sea Foam

Hunter Green

Teal

Ivy


Clover Mist

Dark Ivy


Hartford Green



CUSTOM COLOR INSPIRED BY BRASADA RANCH® BARN




Standard Colors



CUSTOM COLOR INSPIRED BY CRATER LAKE NATIONAL PARK




Standard Colors



# 41 STANDARD COLORS OR CHOOSE YOUR OWN

CUSTOM COLOR INSPIRED BY SANDY BEACH



Standard Colors




Ivory  
Heirloom White  
Mocha Cream  
Pueblo Tan  
Haverstraw

CUSTOM COLOR INSPIRED BY SEDONA JUNIPER



Standard Colors

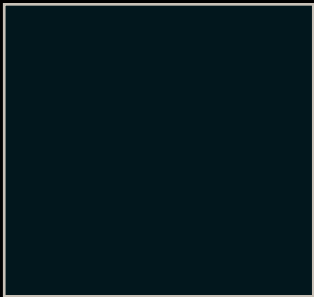


Desert Sand  
Smoke  
Champagne  
Buckskin  
Dark Buckskin  
Sage Brown  
Dark Chocolate



Our metal clad color finishes will stay truer and brighter than other finish options. This is because they feature a commercial-grade 70% Kynar 500® resin system that resists fading and chalking. It's so strong it even outperforms silicone, polyester, urethane, powder and acrylic coatings. What's more, our warranty guarantees that the finish won't chalk or fade for 20 years, even in coastal environments.\*

CUSTOM COLOR INSPIRED BY BLACK HOT ROD



Standard Colors

Arctic Silver	
Chestnut Bronze	
Black Emerald	
Bronze	
Black Licorice	



Actual colors may vary from the samples displayed. Please visit your JELD-WEN dealer for actual samples.

\*Windows and patio doors with metal-clad exteriors installed within one mile of a saltwater source (or other corrosive environment) have specific maintenance requirements. To review our warranty and full care and maintenance instructions, visit [jeld-wen.com/resources](http://jeld-wen.com/resources).

## COPPER CLADDING



Bright Copper



Speckled Patina Copper



Hand-Rubbed Patina Copper

Enjoy a dynamic look with our copper cladding. Copper is a living finish that changes in appearance over time (color will vary based on interaction with atmospheric elements). The look of these windows will age to a rustic charm that only copper can offer. If you prefer it to look aged without the wait, we offer Speckled Patina and Hand-Rubbed Patina. If you prefer the sheen of our Bright Copper and want it to last, proper cleaning will keep it looking new for years to come.

Copper is available on the window sash component or patio door panel only, so you can select a contrasting or complementary metal clad color for the frame or choose the natural look of a wood frame.





Custom Wood casement windows with copper cladding that has aged to a rich green patina.

## DIVIDED LITES

---

Authentic divided  
lite appearance for  
increased visual  
appeal.





## DESCRIPTIONS & OPTIONS



### SIMULATED DIVIDED LITES (SDL)

For the most authentic divided lite appearance, select our SDL option. It includes detailed interior wood bars, metal bars placed between the panes of insulating glass, and exterior metal bars that are permanently adhered to the exterior glass. Bars are available in five widths and two profiles—SEE PROFILES AT BOTTOM OF PAGE. Exterior metal bars come in our 41 clad colors or your custom color; or you may choose primed metal bars, which may be painted any color you choose.

### PRECISE SIMULATED DIVIDED LITES (PDL)

This option features wood exterior bars, wood interior bars and an internal metal shadow bar. Both interior and exterior bars are designed with identical widths and are permanently adhered to the glass. Muntin bars are available in 3/4" and 1-1/2" sizes. PDLs are designed for wood exteriors only.



### GRILLES BETWEEN THE GLASS (GBG)

Enjoy increased visual appeal and decreased maintenance with our Grilles Between the Glass, which consist of a spacer bar placed between the panes of insulating glass. We offer 5/8" flat grilles, as well as 23/32" and 1" contour grilles. Our contour grilles are available with two-tone coloring (Brilliant White inside and Desert Sand outside or vice versa).


### FULL-SURROUND WOOD GRILLES (FS)

Our Full-Surround wood grilles are a convenient way to achieve the look of divided lites. These grilles are positioned on the interior glass and can be removed for easy cleaning. They're available with 7/8", 1-1/8" or 1-3/8" grilles.

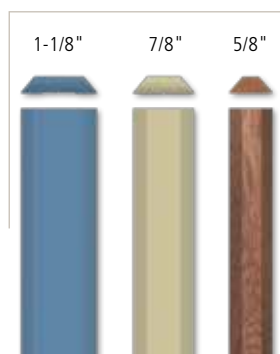


### SIMULATED DIVIDED LITE PROFILES

#### BEAD



#### PUTTY



#### CONTEMPORARY (Interior Only)



#### COPPER



Refined. Window  
art worth your  
presentation.



Nothing dresses up your custom windows like the classic look of Decorative Metal Grilles. Choose from our styles such as Georgian, Chateau, Heritage, Lotus, Monte Carlo and more. These selections feature the customized look of old world artisans, while showing your creative taste in window art.











# DECORATIVE GRILLE OPTIONS

RADIUS TOP



Versailles

RECTANGLE



Versailles

FULL CIRCLE



Etruscan

SEGMENT TOP



Chateau



Georgian



Sundial




Chateau



Infinity



Heritage




Lotus



Lotus



Lotus



Monte Carlo



Monte Carlo




Armada



Armada



SQUARE




Etruscan




Infinity



Heritage



Armada



JELD-WEN'S Decorative Grille  
Program features custom capabilities  
to build your own creations.

Using your sketches and combinations  
of patterns, we can build nearly  
anything you imagine.



# GLASS OPTIONS

## TEXTURED GLASS



Obscure



Seedy Reamy



Glue Chip



Rain



Narrow Reed



Cross Reed



Sandblasted



Water



Aquatex



Delta Frost



Sycamore



Autumn

## TINTED GLASS



Gray Tinted



Bronze Tinted



Azurlite Tinted



Green Tinted



Bronze Reflective



Gray Reflective



Graylite Tinted

Add a distinctive touch to our Custom windows and patio doors with textured, tinted and decorative glass. We offer a range of options as shown above; however, more options become available all the time, so please ask your JELD-WEN dealer for more details.







# LOW-E & PROTECTIVE GLASS OPTIONS

## GLASS OPTIONS

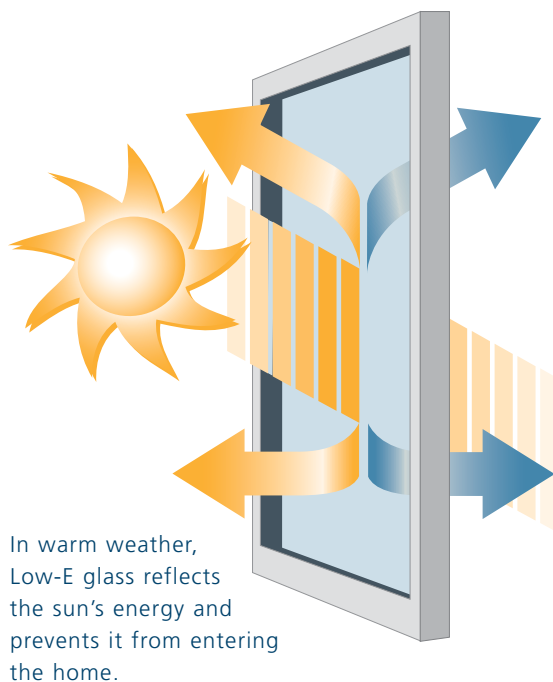
### Low-E, LoE<sup>3</sup>-366 Insulating Glass with Argon

Our standard high-performance LoE<sup>3</sup>-366 glass with insulating argon gas fill lowers energy costs and helps homes stay cooler in the summer and warmer in the winter.

LoE<sup>3</sup>-366 greatly reduces fading of interior furnishings and reduces condensation. It also delivers greater visible light transmittance than tinted glass.

Many JELD-WEN® windows and patio doors with LoE<sup>3</sup>-366 and argon fill or Low-E glass are also ENERGY STAR® qualified, which means they exceed the minimum energy efficiency criteria for the climate region you live in.

For complete information please visit [jeld-wen.com](http://jeld-wen.com).



## ENERGY STAR

Many JELD-WEN windows and doors are ENERGY STAR® qualified, which means they exceed the minimum energy efficiency criteria for the climate region you live in. JELD-WEN has been an ENERGY STAR partner since 1998.

ENERGY STAR is a government program created in 1992 by the Environmental protection Agency in an attempt to reduce energy consumption and greenhouse gases. what began originally as a voluntary labeling program has grown into one of the largest efforts worldwide to promote energy efficient consumer products.

## PRESERVE® PROTECTIVE FILM

Preserve film is standard for all Custom windows and patio doors. It is factory-applied to both the interior and exterior surfaces of the glass. This means the glass surfaces will be reliably protected from debris and scratches that can occur during shipping and handling or at a construction site, so you won't need to spend extra time cleaning your new windows and patio doors. What's more, it's easy to remove.

Preserve film is not available with impact-resistant glass or single pane units. For more information, visit [jeld-wen.com](http://jeld-wen.com).



## NEAT® GLASS

With this glass option you gain natural cleaning convenience. By harnessing the sun's UV rays (even when the sky is cloudy) to loosen dirt from the glass, rainwater can easily rinse away grime. No manual activation is required. For more information, visit [jeld-wen.com](http://jeld-wen.com).





# IMPACT RESISTANT GLASS



[www.jeld-wen.com/impactgard](http://www.jeld-wen.com/impactgard)



This glass stands up to strong impacts from wind-borne debris as well as harsh coastal conditions. In fact, ImpactGuard® features the industry's leading laminated glass technology that can withstand a nine-pound piece of lumber striking it head-on at approximately 34 miles per hour. It also reduces sound transmission and blocks up to 95 percent of harmful UV rays and enhances home security.

## SAFE IMPACT-RESISTANCE

During a severe storm, a broken window can affect a home's structural integrity. Windows and patio doors with ImpactGuard protection are designed to resist impacts so even if the glass cracks, the fragments will adhere to the interlayer, so the shards remain within the frame.

ImpactGuard protection also meets the nation's toughest building codes. These codes specify that windows must withstand a nine-pound 2x4 traveling at 50 feet per second (34 miles per hour).



Standard Glass

ImpactGuard Glass



## SECURE FORCED-ENTRY RESISTANCE

Windows and patio doors with ImpactGuard protection resist forced entry. Because the interlayer separating the panes helps resist a potential intruder's glass cutter, break-ins are less likely.

## DECREASED SOUND TRANSMISSION

Unwanted outdoor noise is noticeably dampened with ImpactGuard glass.

To compare, a single pane of glass generally has an STC rating around 27, a typical insulating glass unit has an improved STC rating of 31, and a laminated insulated glass unit can achieve an STC rating up to 35. The higher the STC rating, the better the sound dampening effects.



## DECORATIVE GLASS

---

Unlock your  
imagination.  
We'll customize a window  
creation just for you.



Send us a sketch or picture of your ideas and we will turn them into a unique decorative glass creation. We have developed a program that supports nearly any customized design. You can also choose from our four unique glass collection styles, that draw from popular JELD-WEN entry door designs. Make a statement with your doors and windows.







# DECORATIVE GLASS OPTIONS

Featuring five popular standard glass collections, this program gives you the capabilities to design endless decorative glass creations. Using combinations of patterns, colors, obscure glass and coming options, we can build nearly anything you can imagine.




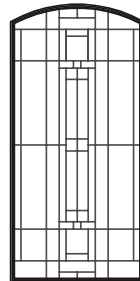

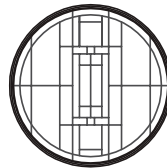
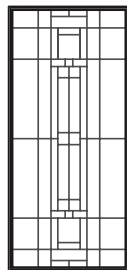
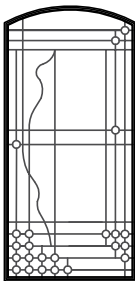
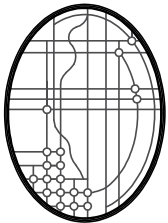
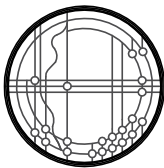
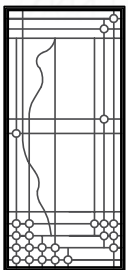
CONTEMPORARY COLLECTION



ESTATE COLLECTION



CLASSIC COLLECTION



Caming Selections: Choose one of our five coming selections to determine how your glass will appear.



Satin Nickel



Copper



Patina



Brass

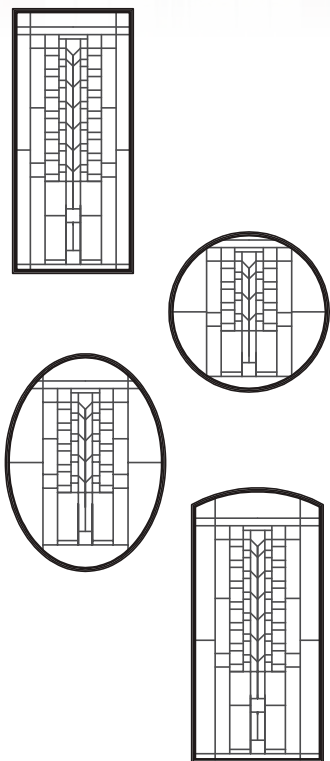


Zinc






CRAFTSMAN COLLECTION



DIAMOND COLLECTION



*Note: Glass patterns will change based on size and style of window.*

# SCREENS

## PHANTOM SCREENS® TECHNOLOGY

Available to match interior wood species

Our windows are available with Phantom Screens Technology. This feature includes convenient, retractable insect screens that fully reveal beautiful exterior views. They're made to be durable, secure and easy to use, and they'll integrate seamlessly with the rest of the window. In fact, they're available in our four interior wood species. Screens for double-hung windows also have a removable track that allows sash to tilt in for easy cleaning. For more information, visit [jeld-wen.com](http://jeld-wen.com).

1. Integrated design creates a seamless look
2. Fully retractable for a clear view
3. Removable tracks allow sash to tilt in for easy cleaning on double-hung windows

*Note: Insect screens are intended to allow air and light in, while keeping insects out. They are not intended to stop children from falling through an open door or window. For safety screens and other security devices, contact your local building supply retailer.*



## WOOD FRAME SCREENS

For greater beauty and design consistency, select optional wood insect screen frames for casement and awning windows. They're available in our four interior wood species. The mesh consists of durable charcoal fiberglass screen cloth that resists dents.

Pine

Knotty Alder

Vertical-Grain Douglas Fir

Mahogany





## ULTRAVUE™ SCREENS

*Note: The below images are for illustration purposes only.*



View through regular fiberglass insect screen

View through UltraVue insect screen

These screens are designed to keep more insects outside, while letting more natural light inside. They feature fine, black fiberglass mesh with a light gloss finish. UltraVue insect screens are now standard for awning, casement, double-hung and sliding windows.

## ALUMINUM FRAME SCREENS

Combine your window with one of the three standard aluminum screen colors or select optional color match to get your aluminum screen in the same color as any of our 41 aluminum colors. Custom color matching is also available.

Chestnut Bronze

Brilliant White

Desert Sand







# Little touches can be profoundly transformative.

This is why JELD-WEN® offers a range of hardware and finishes for our Custom Wood windows and patio doors. We know a Victorian house feels all the more ornate with brass fixtures. And the shine of polished chrome adds a contemporary edge to traditional architecture. Our selection ensures you can make the statement you want down to the last detail.



# HARDWARE OVERVIEW




HARDWARE FINISHES	SWINGING PATIO DOOR			SLIDING PATIO DOOR		WINDOWS	
	Traditional	Contemporary	Rustic	Traditional Multi-Point	Traditional	Sash-Lock & Nesting Handle	Tilt & Turn
Distressed Oil-Rubbed Bronze*			✓ †				
Distressed Nickel			✓				
Antique Nickel			✓				
Oil-Rubbed Bronze*	✓		✓	✓	✓	✓	
Antique Brass	✓			✓	✓	✓	
Polished Brass	✓			✓	✓	✓	
Brushed Chrome	✓	✓		✓	✓	✓	✓
Polished Chrome	✓	✓		✓	✓	✓	
Powder-Coat Black	✓	✓		✓	✓	✓	✓
Powder-Coat White	✓	✓		✓	✓	✓	✓
Satin Nickel	✓ †	✓ †		✓ †	✓ †	✓	✓
Chestnut Bronze						✓	
Desert Sand						✓	

\*Oil-Rubbed Bronze will change in appearance over time. Actual colors may vary from the samples displayed

†Available with optional PVD finish for increased resistance to wear and discoloration









# ANATOMY OF A WINDOW



## ANATOMY OF A CUSTOM WOOD WINDOW

1. Head jamb
2. Lites
3. Grille
4. Glazing/glass
5. Sash
6. Side jamb
7. Stile
8. Rail
9. Sill

*The window frame consists of the head jamb, side jamb and sill.*

JELD-WEN® windows and patio doors have earned Hallmark certification from the Window and Door Manufacturers Association (WDMA), which is considered a mark of excellence among architects, contractors and other specifiers. It is accepted industry-wide.







## CASEMENT WINDOWS

These stylish windows lend a sense of elegance to any home, and they deliver the most unobstructed viewing areas, structural integrity and ventilation of any operating window. Each one is hinged so the sash opens in a swinging motion.

For an especially charming appearance, select our French casement windows, which feature two sash that open outward without a center mullion and provide a clear opening. We also offer push-out casement windows that operate simply with friction hinges and have a particularly clean look.



## FRENCH & RADIUS TOP CASEMENTS



### NESTING FOLDING HANDLE

Stylishly recessed, this hardware allows for hassle-free movement of window treatments


### SINGLE ACTION UNISON LOCK

One lever operates two locking mechanisms for ease of operation and increased security

### AVAILABLE HARDWARE FINISHES FOR ALL CASEMENT WINDOWS\*



Oil-Rubbed  
Bronze\*\*†



Antique  
Brass




Polished  
Brass



Brushed  
Chrome



Polished  
Chrome



Powder-Coat  
White



Chestnut  
Bronze



Desert Sand



Powder-Coat  
Black



Satin Nickel†

\*Finishes may appear different due to variations in printing

\*\*Oil-Rubbed Bronze will change in appearance over time

†Available with optional PVD finish for increased resistance to wear and discoloration



# PUSH-OUT CASEMENTS

## SWINGING SCREEN

Historically detailed swinging screen matches wood and hardware finishes



## HIDDEN MAGNETIC CLOSURES

For a clean, unobstructed look

## PUSH-OUT HANDLE

Simple and secure, this handle is reminiscent of old-world charm but with the added benefits of modern security



## STAY BAR

Stay bar holds sash open in windy conditions and is reminiscent of Old World architectural detail



## IN-SWING CASEMENT

See pages 58-59 for details













## DOUBLE-HUNG WINDOWS

No other windows convey the sense of traditional American design like our double-hung windows. They feature an upper and lower sash that slide vertically past each other in a single frame. The sash also tilt in for convenient cleaning. In addition, we offer double-hung sash replacement windows, which allow for easy installation.

We also offer large-scale Epic® series double-hung windows (shown below). They're ideal for either new projects or historic renovations, feature extruded sash components, and can be incorporated into new or existing rough openings that are up to 5'6" wide and 8'6" tall or up to 4'6" wide and 10'6" tall, respectively.



## DOUBLE-HUNG FEATURES & OPTIONS

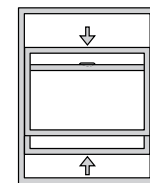
### CONCEALED JAMB LINER

- » Replicates historic architecture
- » No exposed track
- » Cover will match interior specie and finish



### DELUXE CAM-LOCK WITH CONCEALED TILT LATCH

- » Tilt Sash allows for easy cleaning from the inside of your home
- » A single mechanism controls both the locking and tilting of the sash
- » Tilt latches are concealed within the sash for a clean, streamlined appearance



### DOUBLE-HUNG

Uses moving sash on top and bottom to increase usability and air circulation


### OPTIONAL 3-1/2" BOTTOM RAIL

- » Replicates historic architecture

### AVAILABLE HARDWARE FINISHES\*



Oil-Rubbed  
Bronze\*\*†



Antique  
Brass




Polished  
Brass



Brushed  
Chrome



Polished  
Chrome



Powder-Coat  
White



Chestnut  
Bronze



Desert Sand



Powder-Coat  
Black



Satin Nickel†

\*Finishes may appear different due to variations in printing

\*\*Oil-Rubbed Bronze will change in appearance over time

†Available with optional PVD finish for increased resistance to wear and discoloration

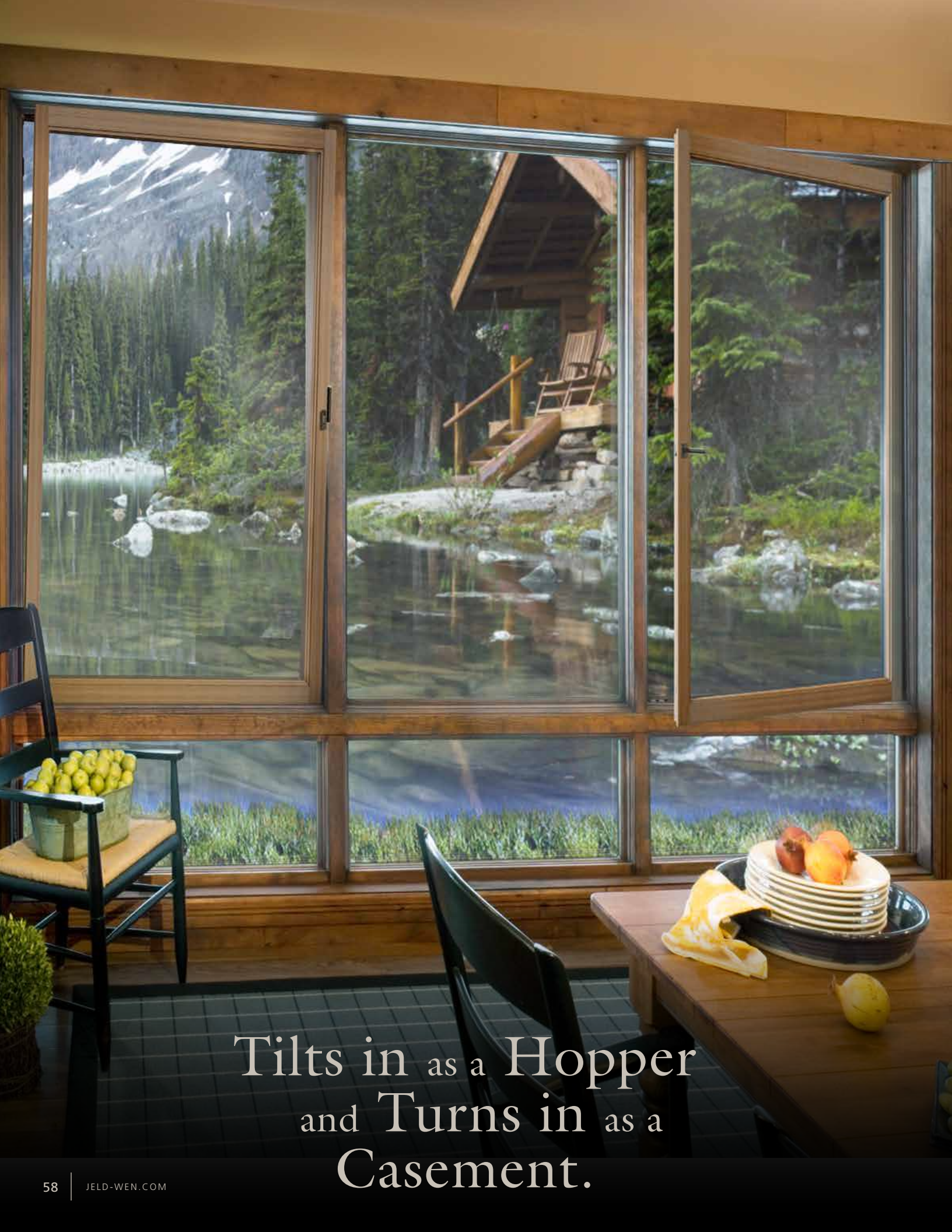


## SASH REPLACEMENT SYSTEM



### SASH REPLACEMENT SYSTEM

Includes all of the necessary parts and hardware for replacing existing windows while keeping trim and frame intact



Tilts in as a Hopper  
and Turns in as a  
Casement.




## TILT & TURN WINDOWS

Attain both elegance and versatility with Custom Wood tilt & turn windows. From small bedroom windows to large openings, the functionality, energy efficiency and high-end appearance of our tilt & turn window is second to none. This design is inspired by European trends, delivering the functionality of a casement window and the ventilation of a hopper window all in one.



### AVAILABLE HARDWARE FINISHES\*



\*Finishes may appear different due to variations in printing





## AWNING WINDOWS

These versatile windows are compatible with a variety of architectural styles. They're hinged at the top and open out from the bottom in an upward swing.



### DUAL LOCK LEVERS

For easy, smooth operation and increased security


### NESTING FOLDING HANDLE OR PUSH-OUT HANDLE AVAILABLE

Our stylish nesting folding handle allows for hassle-free movement of window treatments while our simple and secure push-out handle is reminiscent of old-world charm but with the added benefits of modern security.

### AVAILABLE HARDWARE FINISHES\*



Oil-Rubbed Bronze\*\*†



Antique Brass




Polished Brass



Brushed Chrome



Polished Chrome



Powder-Coat White



Chestnut Bronze



Desert Sand



Powder-Coat Black



Satin Nickel†

\*Finishes may appear different due to variations in printing

\*\*Oil-Rubbed Bronze will change in appearance over time

†Available with optional PVD finish for increased resistance to wear and discoloration





# SLIDING WINDOWS

Streamlined sliding windows allow for ventilation without taking up additional space when open. Each one has a sliding sash and a sash that glides to the right or left.



## GLIDING SASH

Moves effortlessly in either a right or left hand direction


## CAM-LOCK

Classic styling with unobtrusive lines; simple, elegant, secure

## AVAILABLE HARDWARE FINISHES\*



Oil-Rubbed  
Bronze\*\*†



Antique  
Brass




Polished  
Brass



Brushed  
Chrome



Polished  
Chrome



Powder-Coat  
White



Chestnut  
Bronze



Desert Sand



Powder-Coat  
Black



Satin Nickel†

\*Finishes may appear different due to variations in printing

\*\*Oil-Rubbed Bronze will change in appearance over time


†Available with optional PVD finish for increased resistance to wear and discoloration





## FIXED, RADIUS & GEOMETRIC WINDOWS

Our fixed, radius and geometric windows are a distinctive choice that can emphasize a home's architecture or a stunning vista. They're available as fixed (direct set or in-sash) units or operating units in a wide range of standard shapes and sizes. In addition to our standard offerings, you may select a custom design for a unique look.







# ANATOMY OF A DOOR



## ANATOMY OF A CUSTOM WOOD DOOR

1. Head jamb
2. Top rail
3. Lites
4. Grille
5. Handle set
6. Keyway
7. Glazing/glass
8. Stile
9. Bottom rail
10. Transom
11. Sidelight
12. Panel
13. Side jamb
14. Sill

*The patio door frame consists of the head jamb, side jamb and sill.*

Open your home to the joy of nature and protect it from the harshest weather.  
Our enduring patio doors make it possible.



Swinging Patio Door, Transom, and Sidelights in Bright Copper cladding and Black-clad frame.

RELIABILITY for real life®





Style and individuality.





# FOLDING & MULTI-SLIDE PATIO DOOR SYSTEMS



Folding or multi-slide patio door systems from JELD-WEN help to capture the beauty right outside your door. We believe that our systems offer the best combination of style, craftsmanship, reliability and individuality and are the perfect solution to bridge your indoor and outdoor living space. We've created a wide array of operating styles, sizes, exterior color and copper finishes and decorative options to suit your imagination and add a customized look to your home.



To see the complete Custom Clad Folding and Multi-Slide Patio Door Systems offering please request brochure #11-680 from your local dealer.

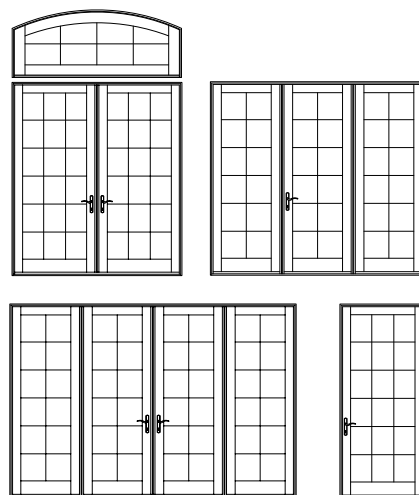




## SWINGING PATIO DOORS

Add charm to any home with French or center-swinging patio doors. These patio doors swing either out or in on side hinges. Both are built with the same design profile as our window line, which ensures architectural correctness.

In addition, we offer Epic® Series patio doors for new projects or historic renovations. They feature 6-5/8" stiles and a 10-1/4" bottom rail to incorporate commercial hardware needs.



MULTIPLE CONFIGURATIONS AVAILABLE

### 4" X 4" ADJUSTABLE HINGES

With stainless steel pin



### STANDARD BRONZE EXTRUDED ALUMINUM SILL

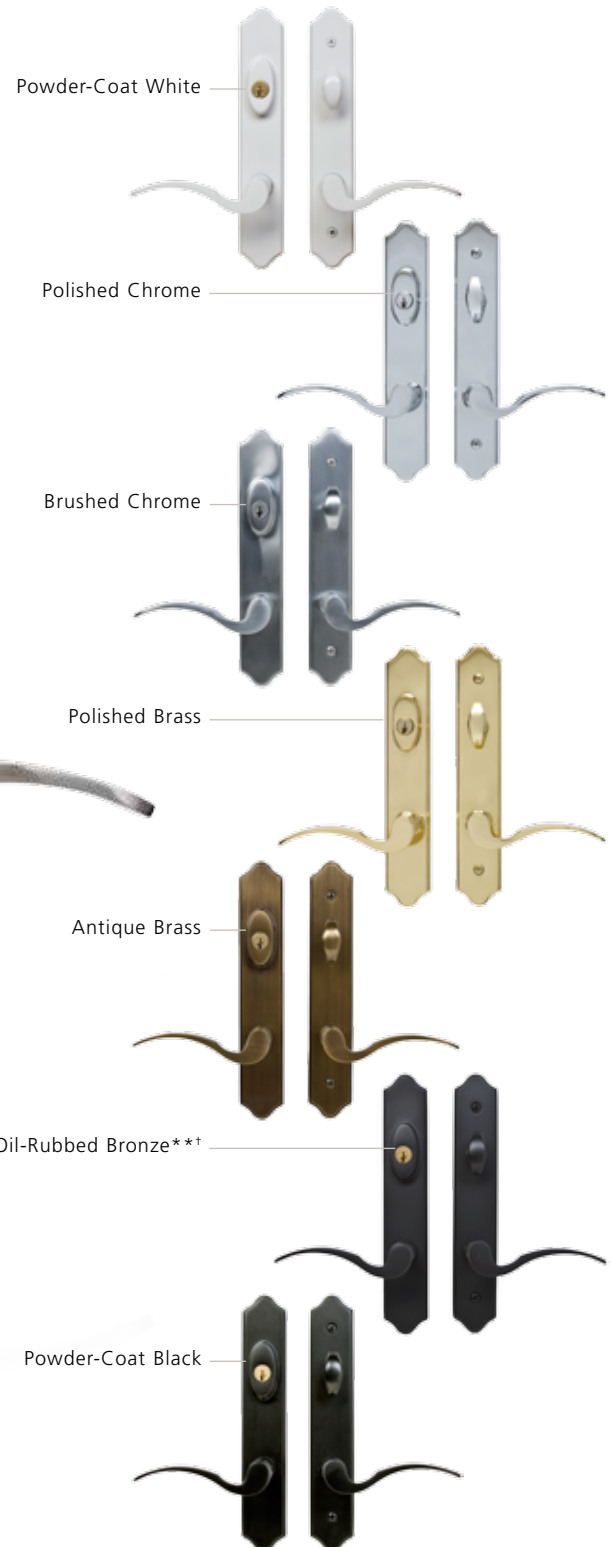
With thermal break; door panels are fitted with a dual-durometer vinyl sweep for increased energy efficiency.



Outswing sill shown

# SWINGING PATIO DOOR HARDWARE

TRADITIONAL  
Satin Nickel\*







**RUSTIC**  
Distressed Oil-Rubbed Bronzet

**CONTEMPORARY**  
Satin Nickel†



†Available with optional PVD finish for increased resistance to wear and discoloration





## SLIDING PATIO DOORS

Our sliding patio doors join contemporary styling with the traditional warmth of wood. They open by gliding along horizontal tracks at the head and sill. Typically, they feature two panels, but they're also available in three- and four-panel designs.



TRADITIONAL  
MULTI-POINT  
HANDLE

Also available

### STEEL BALL BEARING TANDEM ROLLERS

Allow the panels to  
glide smoothly



### EXTRUDED FIBERGLASS SILL

Adds to the strength and  
reliability of the door

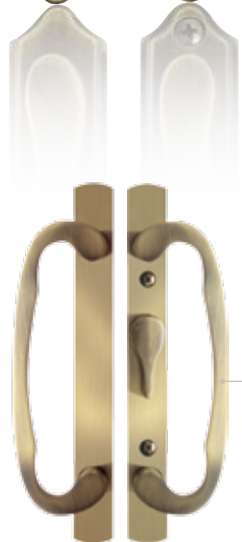




## SLIDING PATIO DOOR HARDWARE

## TRADITIONAL MULTI-POINT

Antique Brass

TRADITIONAL  
SINGLE-POINTAntique Brass,  
also available in  
above finishes

Powder-Coat White



Polished Chrome



Brushed Chrome



Satin Nickel†



Polished Brass



Oil-Rubbed Bronze\*\*†



Powder-Coat Black

*Finishes may appear different due to variations in printing**\*\*Oil-Rubbed Bronze will change in appearance over time**†Available with optional PVD finish for increased resistance to wear and discoloration***RELIABILITY** for real life®

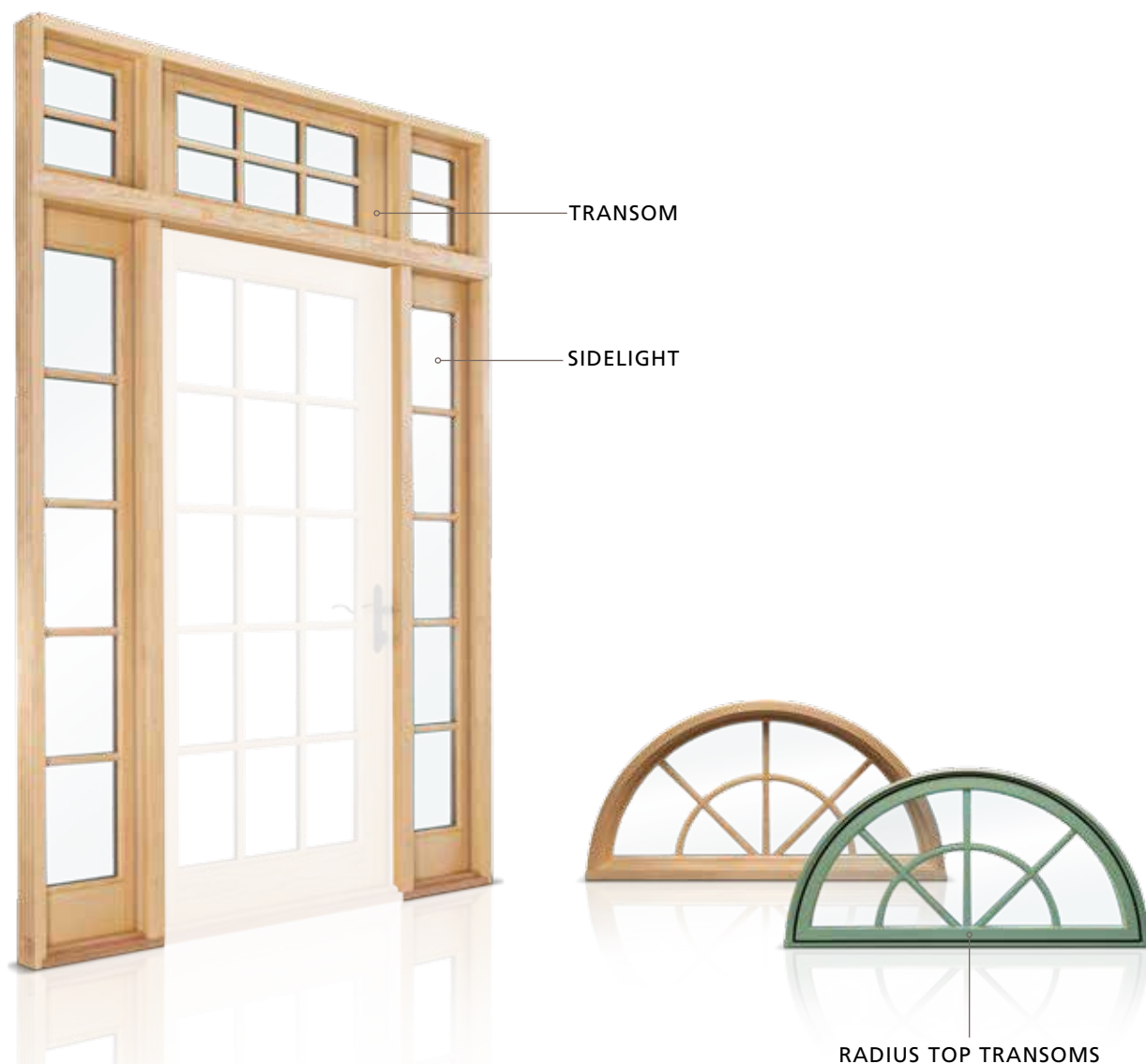




## SIDELIGHTS & TRANSOMS

Sidelights and transoms can increase the sense of elegance or drama in any home.

A sidelight is simply a window installed on one or both sides of a patio door. A transom is a fixed window (direct set or in-sash) set above another window or a door.






Behold a collection  
crafted to accentuate  
your individuality.

For the complete line of JELD-WEN® Custom  
window and door catalogs visit us online at  
[jeld-wen.com/custom](http://jeld-wen.com/custom) or see your local dealer.



CUSTOM WOOD  
EXTERIOR DOORS





[jeld-wen.com/custom](http://jeld-wen.com/custom)



AURORA®  
EXTERIOR DOORS



CUSTOM WOOD  
INTERIOR DOORS



CUSTOM WOOD  
PATIO DOORS



CUSTOM WOOD  
WINDOWS

RELIABILITY *for real life*®









## CUSTOM CLAD ENTRY DOOR SYSTEMS



Your Custom Clad Wood window package blends perfectly with a Custom Clad entry door frame system. All 41 custom clad colors with Kynar 500® finish are available for entry door frame systems (or, choose your own--an optional color match is also available).

Custom Clad Wood windows and patio doors pair perfectly with Aurora® Custom Fiberglass exterior doors. These unique fiberglass exterior doors stand up to any climate and appear virtually indistinguishable from solid wood doors.



# FIBERGLASS ENTRY DOOR SELECTIONS

In the hands of JELD-WEN artisans, fiberglass is transformed into exceptionally beautiful doors. These doors feel and look like solid wood (even down to the knots and cracks). To enhance them, we offer luxurious woodgrain finishes and paint colors, sparkling glass options, and charming hardware options to support any design preference and architectural style. The combination of options you select allows you to enjoy a customized look. Whatever you choose, the resulting masterpiece will endure year after year.

To see the complete line of Aurora® doors refer to brochure #10-225 at [jeld-wen.com/brochure](http://jeld-wen.com/brochure).



## A1202

Knotty Alder woodgrain door, Caramel finish, optional 1-3/4" diamond clavos in dark patina



## A1322

Mahogany woodgrain door, Honey finish, optional 1-3/4" round clavos in dark patina



## A1301

Knotty Alder woodgrain door, Antique Caramel finish, optional 1" round clavos, corner straps and speakeasy with rustic grille in dark patina



## A362

Mahogany woodgrain door, Antique Cashmere finish, insulated glass, optional shelf (Note: 9-lite configuration in 8'0" door)





**A252**  
Mahogany Woodgrain Door, Sequoia Finish, A Glass (Clear Beveled, Rain),  
Polished Zinc Coming



**A412**  
Mahogany woodgrain door,  
Sequoia finish



**A225**  
Oak woodgrain door,  
Honey finish



**A302**  
Mahogany woodgrain door,  
Cashmere finish

## FIBERGLASS ENTRY DOOR SELECTIONS



### A200

Paint Surface Doors, Khaki Finish, Y Glass (Clear Beveled, Reed, Glue Chip, Rain (Cotswald)), Patina Caming



### A1208

Knotty Alder Woodgrain Panel Door, Antique Caramel Finish



### A1301

Paint Surface Woodgrain Segment Top Panel Door, Custom Finish, Optional 1" Round Clavos in Dark Patina



### A110

Oak Woodgrain Door, Mocha Finish, J Glass (Clear Beveled, Glue Chip), Brass Caming



### A5037

Knotty Alder Woodgrain Door, Mocha Finish, Clear IG Glass with Heritage Grille in Dark Patina, Optional Segment Top



## STYLE & DESIGN



**A5944 SDL Door and A5703 SDL Sidelight**  
Mahogany Woodgrain, Sequoia Finish, Clear IG Glass



**A5506**  
Mahogany Woodgrain Segment Top SDL  
Doors, Mocha Finish, Clear IG Glass



**A5037**  
Mahogany Woodgrain Door,  
Caramel Finish, Clear IG Glass  
with Century Grille in Dark  
Patina



**A110**  
Mahogany Woodgrain  
Radius Top Panel Door,  
Sequoia Finish



**A1202**  
Knotty Alder Woodgrain  
Panel Door, Chappo Finish



# OUR WARRANTY TO YOU...

## JELD-WEN® WOOD AND METAL-CLAD WOOD WINDOW & PATIO DOOR LIMITED WARRANTY

JELD-WEN® Products<sup>1</sup> are designed to create lasting value for your home. This warranty is effective for all JELD-WEN Products manufactured on or after **July 1, 2010** for use in the United States and Canada. Any previous warranties will continue to apply to products manufactured by JELD-WEN prior to this date. For additional information, including care and maintenance instructions, installation instructions and previous warranties, refer to [www.jeld-wen.com](http://www.jeld-wen.com) or [www.jeld-wen.ca](http://www.jeld-wen.ca).

### WHAT THIS WARRANTY COVERS

#### Twenty Year Warranty for Window & Patio Door Products

Except as set forth in the Special Coverages section below, we warrant that if your JELD-WEN Product exhibits a defect in material or workmanship within **twenty (20)** years from the date of manufacture, we will, at our option, repair, replace or refund the purchase price of the Product or component part. Skilled labor<sup>2</sup> (where deemed necessary by us) to repair or replace components is provided for **two (2)** years (unless specified otherwise below).

#### Special Coverages

**Clad Finish\*:** Under normal atmospheric conditions, the clad finish on your metal clad window or patio door manufactured by us will be free from defects as follows:

- Kynar® finishes are warranted for **twenty (20)** years and will not peel, check, crack, or exhibit excessive chalk, fade or color change<sup>3</sup>.
- All other products that include polyester finishes are warranted for **ten (10)** years and will not peel, check, crack, or exhibit excessive chalk, fade or color change<sup>3</sup>.

\*The term "clad finish" means the painted finish on metal cladding. Clad products installed within one mile of a salt-water source (for example and ocean or salt lake) or other corrosive environment require additional and specific maintenance requirements. Refer to our full care and maintenance instructions.

**AuraLast® Protection:** We warrant pine wood components of JELD-WEN Products for **twenty (20)** years against wood cellular structure failure (often referred to as "wood cellular breakdown") caused by decay and/or termites. Warranty coverage outside Canada, the contiguous 48 states and Alaska is contingent upon approval from the JELD-WEN Customer Care Department. Please contact us.

**Factory Prefinish:** We warrant the factory-applied prefinish on our Products against peeling, checking, or cracking for **one (1)** year from the date of manufacture. Should the factory prefinish be proven defective within this time period, we will at our option, replace or refinish the component or product, or offer a refinish credit up to \$50 per opening for windows or \$100 per opening for patio doors. Note: this coverage applies to factory-applied finish coat options only; standard factory-applied primer is not a finish coat.

**Custom Fiberglass Door Slabs:** We warrant our fiberglass door slabs for as long as you own and occupy your residence.

**Custom Fiberglass Door Factory Prefinish:** We warrant the factory prefinish on our fiberglass doors for **five (5)** years. Should the factory prefinish be proven defective, we will at our option refinish the door or pay up to \$350.00 per opening to the current owner.

**Electric Operators:** We warrant electric operators provided by us for **one (1)** year (to include free replacement parts and skilled labor<sup>2</sup> necessary to replace the operator for **one (1)** year).

**Blinds/Shades Between the Glass:** We warrant the insulated glass unit (including the seal), the external control mechanism, and the operation of the shade/blind for **ten (10)** years.

**ImpactGard® Glass:** We warrant each ImpactGard glass unit for **ten (10)** years.

**Special Glazings** (including laminate glass units other than ImpactGard): We warrant special glazings (including glass options not listed in our product literature e.g., leaded or decorative glass) for **five (5)** years.



**Spontaneous Glass Breakage:** We warrant sealed glass units installed in windows and patio doors (excluding laminated glass, and special glazings) for spontaneous breakage for **one (1)** year (to include free replacement glass and skilled labor<sup>2</sup> necessary to replace the glass for **one (1)** year. Spontaneous breakage occurs when the glass develops a crack without sign of impact.

### Transferability

In the event you sell your residence/building, this warranty is transferable to subsequent owners. In the event you sell your residence/building or it becomes occupied by other than the original owner, the warranty is the lesser of **ten (10)** years from the date of manufacture or the period indicated under Special Coverages above.

### How To Get Assistance

If you have a problem with your JELD-WEN product, contact the dealer/distributor or contractor from whom you purchased your product or contact us directly:

#### In the United States:

Mail: JELD-WEN Customer Care  
Attn: Wood/Metal Clad Wood Warranty Claims  
P.O. Box 1329, Klamath Falls, OR 97601  
Phone: 888-JWHelpU (888-594-3578)  
Fax: 800-436-5954  
Email: CustomerServiceAgents@jeld-wen.com

#### In Eastern Canada:

Mail: JELD-WEN Service Department  
90, rue Industrielle  
Saint-Appollinaire, Quebec, Canada G0S 2E0  
Phone: 800-463-1930  
Fax: 888-998-1599

#### In Western Canada:

Mail: JELD-WEN Service Department  
550 Munroe Avenue  
Winnipeg, Manitoba, Canada R2K 4H3  
Phone: 888-945-5627  
204-668-8230  
Fax: 204-663-1072  
Email: wpgservice@jeld-wen.com

We can respond quickly and efficiently if you provide the following: a) product identification (from the original order/invoice, spacer code, permanent label, or the window identification number found on corner of glass, or product identification from the tag on the top edge of the slab), b) how to contact you, c) the address where the product can be inspected, and d) a description of the apparent problem and the product (photographs are helpful).

We can respond quickly and efficiently if you provide the following: a) product identification (from the original order/invoice, spacer code, permanent label, or the window identification number found on corner of glass, or product identification from the tag on the top edge of the slab), b) how to contact you, c) the address where the product can be inspected, and d) a description of the apparent problem and the product (photographs are helpful).

### What We Will Do

Upon receiving your notification, we will send out an acknowledgement, usually within three business days. We will investigate your claim and will begin to take appropriate action within 30 days after notification. If it is determined that the Product does not have a defect covered by the labor warranty, we may charge an inspection fee for any onsite inspection that is required or requested by you. Because manufacturing materials and techniques can change, replacement part(s) may not be an aesthetic match to the original. Replacement components/products are warranted for the balance of the original product warranty or 90 days, whichever is longer. If we determine we are unable to provide replacement parts and repair is not practicable or cannot be made timely, then we will refund the unit/component purchase price.

If the claimed nonconformity is warp of a door slab, we may defer repairing or replacing the door slab for a period up to **twelve (12)** months from the date of claim. It is not uncommon for a temporary warp condition to occur as the door slab adjusts to local humidity and temperature conditions. This deferral will not be counted against the warranty period.

### Continued...



## WHAT THIS WARRANTY DOES NOT COVER

JELD-WEN is not liable for:

- Normal wear and tear, including normal wear and tear of weatherstrip; natural weathering of surfaces. Variance in color or texture of natural wood parts, and natural tarnishing of copper cladding are not considered defects.
- Normal wear and tear to hardware and naturally occurring changes to hardware finishes (e.g., corrosion or tarnishing).
- Damage caused by chemicals (e.g. brick wash) or a harsh environment (e.g. salt spray or airborne pollutants) unless otherwise stated above.
- Product failure due to misuse or abuse; damage caused by failure to properly finish and provide maintenance, by alteration or modification to the window (e.g. customer applied tints or films, paint finishes, security systems), or as a result of any cause beyond the control of JELD-WEN (e.g. fire, flood, earthquake, other acts of nature, and acts of third parties outside of our control).
- Failure to provide an adequate overhang for fiberglass doors; damage caused by extreme temperature buildup where storm doors are present. For general guidelines, see our "Appropriate Protection for Exterior Doors" in our product literature or at [www.jeld-wen.com/resources](http://www.jeld-wen.com/resources); for specific information pertaining to your structure, consult your contractor or other building professional.
- Slight expansion or contraction due to varying environmental conditions; slab movement (shrinkage or swelling) of 1/4" or less due to temperature and humidity, consult the Homeowner's Manual on how to work with this natural movement.
- Glass breakage (except spontaneous breakage as covered above).
- Slight imperfections or wavy distortions in the glass that don't impair structural integrity. Note: wavy distortions in the glass (e.g. related to laminate interlayer or heat strengthening of glass) are not considered a defect. Slight color variations in glass are not considered a defect.
- Improper installation not in conformance with JELD-WEN installation instructions (note: see [www.jeld-wen.com](http://www.jeld-wen.com) for current installation instructions); operational problems and problems related to water and/or air infiltration/leaking as a result of improper installation or flaws in building design or construction.
- Damage or poor product performance resulting from installation into a condition that exceeds product design standards and/or certified performance specifications and/or is not in compliance with building codes.
- Damage caused by extreme artificial temperature buildup or exposure (e.g., where storm doors/windows are present).
- Product or component performance decline due to aging, inert gas dissipation, natural processes or failure to provide proper maintenance. Note: Other than inert gas loss due to seal failure, the migration of an inert gas, such as argon, is a natural process that occurs over time and is not a defect.
- Screen damage due to normal wear and tear, misuse, abuse, or insect or animal activity.
- Hardware or inserts that are not provided by us, such as locksets, door handles, strikes, etc.
- Condensation or damage as a result of condensation (Note: unless due to insulating glass failure, most condensation problems are related to excessive humidity levels in a structure; contact a heating/air conditioning specialist for help).
- Labor and materials for repainting or refinishing activities, or the removal or disposal of defective product(s); labor exceeding the time periods specified above.
- Wood cellular structure failure for wood components other than of pine species and any components (including pine) that come in direct contact with soil. Note: superficial mold/mildew does not indicate wood cellular structure failure.
- Incidental or consequential damage. Some states/provinces do not allow the exclusion or limitation of incidental or consequential damages, so this may not apply to you.

### Important Legal Information

This Limited Warranty document sets forth our maximum liability for our products. We shall not be liable for special, indirect, consequential, or incidental damages. Your sole and exclusive remedy with respect to any and all losses or damages resulting from any cause whatsoever shall be as specified above. We make no other warranty or guarantee, either express or implied, including implied warranties of merchantability and fitness for a particular purpose to the original purchaser or to any subsequent user of the product, except as expressly contained herein. In the event state or provincial law precludes exclusion or limitation of implied warranties, the duration of any such warranties shall be no longer than, and the time and manner of presenting any claim thereon shall be the same as, that provided in the express warranty stated herein. This Limited Warranty document gives you specific legal rights, and you may have other rights that vary from state/province to state/province.

No distributor, dealer or representative of JELD-WEN has the authority to change, modify or expand this warranty. The original purchaser of this Product acknowledges that they have read this warranty, understand it and are bound by its terms and agrees to provide this warranty to the original owner of the structure into which the Product is installed.

<sup>1</sup> "JELD-WEN Products" shall refer to wood and metal clad wood window and patio/garden/terrace door products (including products supplied with fiberglass slabs) manufactured in the United States and/or Canada and marketed under the JELD-WEN brand name for use in the United States and Canada. See our separate Export Warranty for applicable coverage on products used outside the United States and Canada.

<sup>2</sup> "Skilled labor" refers to tasks where specialized technical knowledge, experience, methods or tools are required to properly identify, diagnose and/or correct product-related problems.

<sup>3</sup> "Chalking" of the clad finish is not a defect unless it exceeds a numerical rating of eight (8) when measured in accordance with the standard procedures specified in ASTM D4214. Fading or changing in color of the "clad finish" is not a defect unless it exceeds five (5) E units, calculated in accordance with ASTM D2244, paragraph 6.2. Color change shall be measured on an exposed "clad finish" that has been cleaned of surface soils and chalk, and the corresponding values measured on the original or unexposed "clad finish." Fading or color changes may not be uniform if the surfaces are not equally exposed to the sun and elements. If the above ASTM standards change, the standard in effect at the time of purchase applies. As an option to replacement, we may choose to refinish the product.



## ABOUT JELD-WEN

Since 1960, when JELD-WEN began with one Oregon millwork plant, we've been dedicated to crafting reliable windows and doors. Today you can see, touch and feel reliability in our beautiful windows and doors because of their durability, energy efficiency and worry-free performance.

We measure our success by the relationships we build with our customers, suppliers and communities where we live and work. We've partnered with organizations such as the Green Building Initiative, which accelerates green-building practices by promoting environmentally progressive approaches that are practical, affordable and accessible.

Another way we fulfill our commitment to the communities where we operate, is through the JELD-WEN Foundation, which was created in 1969 to support worthwhile endeavors in the communities where JELD-WEN operates.

JELD-WEN is an official partner of Major League Soccer and the Portland Timbers, as well as a founding member of the Portland Timbers Community Fund. Our soccer partnerships help us connect with grass roots efforts that build strong communities.

Every time the Timbers score a goal, we sponsor a tree to be planted through Friends of Trees.



The JELD-WEN website is your ultimate resource for learning about our reliable windows and doors. It has all the product information and design advice you need. Visit us at **jeld-wen.com** today.



To see the complete Custom Wood Window & Patio Door Technical Specifications please request brochure #11-750B at your local dealer.



Official window and  
door provider of  
Major League Soccer



JELD-WEN is proud to support  
a better way to build

© 2011 JELD-WEN, inc. This publication and its contents are owned by JELD-WEN, inc. and are protected under the U.S. Copyright Act and other intellectual property laws. All trademarks, service marks, logos, and the like (whether registered or unregistered) are owned or controlled by JELD-WEN, inc. or others. Unauthorized use or duplication of JELD-WEN intellectual property is prohibited.

JELD-WEN reserves the right to change product specifications without notice. Please check our website, [www.jeld-wen.com](http://www.jeld-wen.com), for current information.

11-750A 09/12 (CDS 6M)